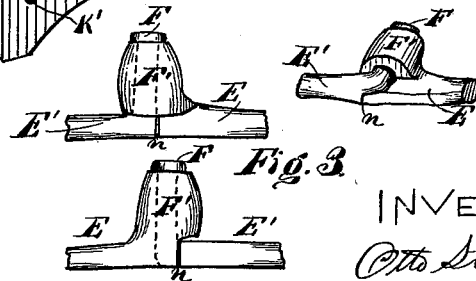
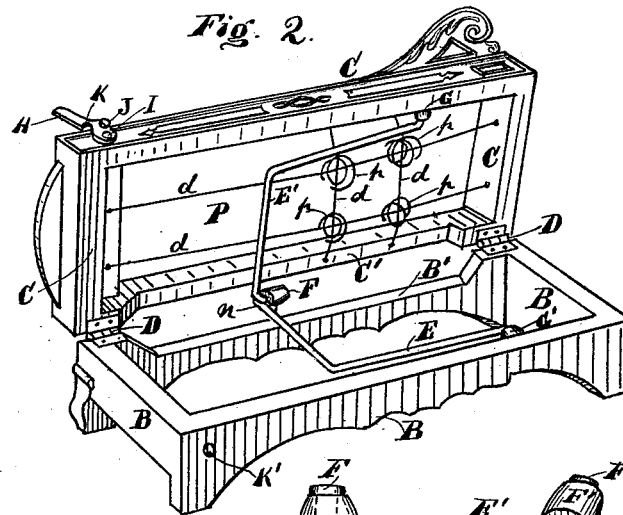
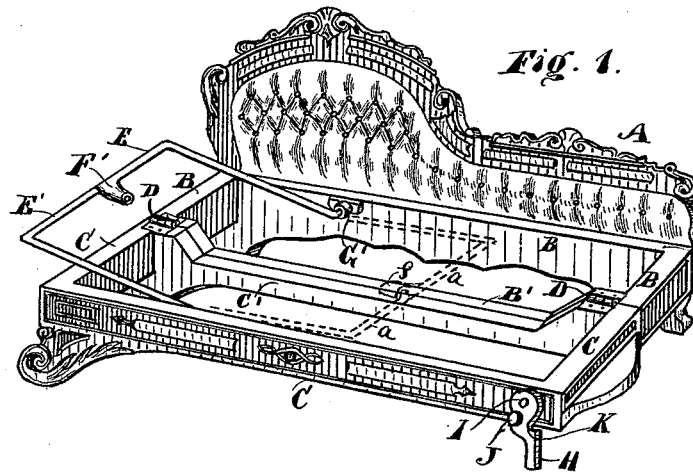


O. STECHHAN.
Folding-Lounge.

No. 213,847.

Patented April 1, 1879.



WITNESSES;
D. A. Peck
George Remitt

INVENTOR.
Otto Stechhan
Ben. C. H. Smith
his attorney

UNITED STATES PATENT OFFICE.

OTTO STECHHAN, OF INDIANAPOLIS, INDIANA.

IMPROVEMENT IN FOLDING LOUNGES.

Specification forming part of Letters Patent No. **213,847**, dated April 1, 1879; application filed October 15, 1878.

To all whom it may concern:

Be it known that I, OTTO STECHHAN, of Indianapolis, in the county of Marion and State of Indiana, have invented a new and useful Improvement in Folding Lounges, of which the following is a description, reference being had to the accompanying drawings.

The object of my invention is to provide a folding lounge with a hinged head-supporting frame, that can be folded and closed together when the lounge is closed, or opened out when the lounge is opened and form an extension of the lounge for the head to rest on; also, to provide the lounge with a folding leg, that will support one corner of the lounge when open, and fasten the two parts together when the lounge is closed.

My invention consists, mainly, in the construction and arrangement of the folding extension head-rest.

It also consists in the construction and arrangement of the folding leg and fastening, and in the new combination of elements, as will be hereinafter fully set forth and described.

In the accompanying drawings, in which like letters in the different figures indicate like parts, Figure 1 represents a perspective view of a folding lounge open, showing the folding extension-frame opened out. Fig. 2 is a perspective view of the same with the back removed to show the manner in which the folding extension-frame is folded inside as the lounge is being closed or opened. Fig. 3 represents a top, bottom, and perspective view of the central hinge-joint of the folding extension-frame when the same is opened.

A represents the back of the lounge. B represents the bed-frame to which the back is attached; and C represents the movable or folding frame of the lounge, which is united to the frame B by means of the hinges D D, as shown.

On the inside of the rear rail of the lounge B, and on the inside of the rail C of the movable or folding part of the lounge, are secured swivel-plates G G', in which the ends of the bars E E' of the folding frame are pivoted, as shown. The bar E is bent L shape and provided with a socket, F', in which the spindle

F on the bar E' operates, and forms a hinge like that shown in Fig. 3. The ends of each bar E and E', at the central hinge, F F', are made square, so that they make a stiff joint, *n*, when opened out, and thus support the central portions of the bars, and prevent the joint from swagging down.

The canvas partition P of the folding part C is securely fastened to the frame, and the springs *pp*, which are of the ordinary form, are screwed one-half way through the partition and project on each side, where they are held by the cords *d d*, as shown in Fig. 2, thus, when covered, forming a spring-bottom for the lounge when closed up, and also for the top or bed of the folding part when opened out.

The folding leg H is secured to one corner of the folding part C by the pivot I, and is provided with two notches, one of which fits over the stud J and supports the leg when the lounge is open, as in Fig. 1. The other notch K fits on a stud, K', at the back of the lounge, and this fastens the two folding parts together when the lounge is closed.

When the lounge is used as a bed, then the part C is opened and the leg H adjusted, as shown in Fig. 1. The folding head-rest frame is then opened, and in the position shown by dotted lines *a a* in Fig. 1. The frame E E' is then turned back, so that the bars E E' shall rest on the end rails, B C, as shown, thus making an extension of the lounge, and at the same time an inclined head-rest.

When it is desired to close the lounge the head-rest frame E E' is turned forward until in the position shown by dotted lines *a a*; then the part C of the lounge is folded over the part B, and the frame E E' also folds up at the hinge F, as shown in Fig. 2.

What I claim as new, and desire to secure by Letters Patent, is—

1. In combination with the swivel-plates G G', attached to the inner sides of the movable and stationary parts of the lounge, the bent pivoted bars E E' of the folding bolster-frame, united together by the socket F' and spindle F, whereby said frame is adapted to be opened as the folding part of the lounge is opened,

and then turned up to form a bolster-frame, or to be turned down toward the foot of the lounge and folded up inside when the folding part of the lounge is folded up, substantially as shown and described.

2. In combination with the folding and stationary parts of the lounge having the studs K' and J, the folding leg H, having notches K, whereby said lounge is partially supported

when open and secured together when closed, substantially as shown and described.

In testimony whereof I have signed my name to this specification in the presence of two subscribing witnesses.

OTTO STECHHAN.

Witnesses:

E. O. FRINK,

D. F. SPEES.